



SAP-340: Plugs with Flat Head and Parallel Shank

Low-cost, quick fitting plugs suitable for most applications
Convex sides to ensure secure fit.

Description

Real Protection's plugs with flat head and parallel shank are made of low density polyethylene(LLD-PE). These caps are easy to fit and to remove, with Natural as the standard color.

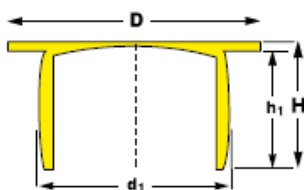
Quality: Low-cost, quick fitting plugs suitable for most applications. Convex sides to ensure secure fit

Availability: We provide the fastest on time delivery service to all industries.

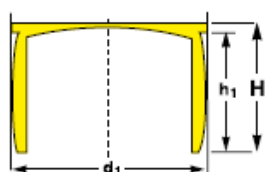
Philosophy: Innovative protective closures at the best price in th market.

Alle dimensions in mm

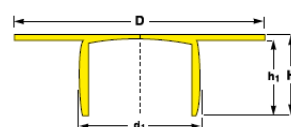
Type K



Type S



Type GK



Dimensions								BSP	Eletric	Reference No.	
d ₁	D	H ₁	H	DIN13 / Metric Size			Type K			Type S	
272	14.0	4.8	6.8	M 8		M 8 x 1			K 2	S 2	
8.4	14.0	5.0	7.1	M 10					K 3	S 3	
9.0	14.0	4.1	6.5			M 10 x 1			K 4	S 4	
10.4	14.0	4.6	7.0	M 12	M 12x15			PG 7	K 5	S 5	
10.7	14.0	5.0	7.0						K 501	S 501	
11.7	15.7	6.3	8.5	M 14		M 12 x 1	M 12 x 1.5		K 7	S 7	
12.3	16.0	6.5	8.5			M 14 x 1.5		1/4"	K 9	S 9	
13.7	20.0	7.0	10.0						K 10	S 10	
14.3	20.0	5.5	7.5	M 16		M 16 x 1.5		PG 9	K 11	S 11	
15.6	20.0	7.7	10.0	M 18				3/8"	K 12	S 12	
16.5	22.0	5.5	7.5		M 18x2	M 18 x 1.5			K 14	S 14	
17.1	22.0	8.0	10.5	M 20					K 15	S 15	
18.4	24.6	8.3	10.5			M 20 x 1.5			K 17	S 17	
19.6	25.0	8.0	10.8	M 22				1/2"	PG 13.5	K 18	S 18
19.6	30.0	8.0	10.5	M 22				1/2"	PG 13.5	K 18 GK	
21.2	25.0	7.5	10.0	M 24		M 22 x 1.5		5/8"		K 181	S 181
21.7	25.0	7.5	10.0		M 24x2				PG 16	K 182	S 182
20.7	24.5	7.5	10.2			M 22 x 1.5				K 19	S 19
22.4	27.5	8.5	11.5			M 24 x 1.5				K 21	S 21
23.6	28.0	8.5	11.5	M 27						K 211	S 211
24.6	28.0	8.0	11.2			M 26 x 1.5		3/4"		K 23	S 23
25.5	28.0	7.0	10.0		M 27x2	M 27 x 1.5				K 232	S 232
26.5	28.0	9.0	12.0	M 30		M 28 x 1.5				K 233	S 233
29.0	36.0	12.0	15.0		M 30x2	M 30 x 1.5		7/8"	PG 21	K 24	S 24
31.0	36.0	11.0	17.0	M 33		M 30 x 1.5		7/8"		K 241	
31.8	36.0	9.1	12.5	M 36	M 33x2	M 33 x 1.5		1"		K 25	S 25
33.5	35.5	11.0	14.5			M 35 x 1.5				K 26	S 26
31.8	40.5	12.0	15.6			M 36 x 2				K 27/H19	
36.5	42.0	14.2	18.0		M 39x3	M 38 x 1.5		1 1/8"	PG 29	K 8	S 28
38.4	42.0	9.6	12.5	M 42		M 39 x 2	M 39 x 1.5			K 30	S 30
39.0	42.0	15.0	18.0			M 40x1.5				K 301	S 301
40.0	42.0	14.6	17.7		M 42x3	M 40x1.5		1 1/4"	PG 36	K 31	S 31
46.0	54.3	16.7	21.0		M 48x3	M 48x2	M 45 x 1.5	1 1/2"		K 32	S 32
18.0	54.2	11.1	15.7			M 48x1.5				K 33	S 33
51.5	54.2	17.0	21.0		M 56x4	M 52x2	M 52 x 1.5	1 3/4"		K 35	S 35
55.0	62.3	17.4	20.5			M 56x2	M 55 x 1.5		PG 42	K 37	S 37
58.0	63.0	17.7	20.5			M 59 x 2	M 58 x 1.5	2"		K 40	S 40
71.0	78.0	18.0	21.5				M 72 x 1.5			K 41	
65.7	70.0	17.0	20.5							K 42	S 42
78.0	83.0	17.7	21.0					3"		K 43	S 43
86.0	91.0	17.5	20.0							K 44	

Should your requirements not be shown please ask for a separate quotation.